

L25/30/35XE

Electric Forklift Trucks Crossover

2500 kg

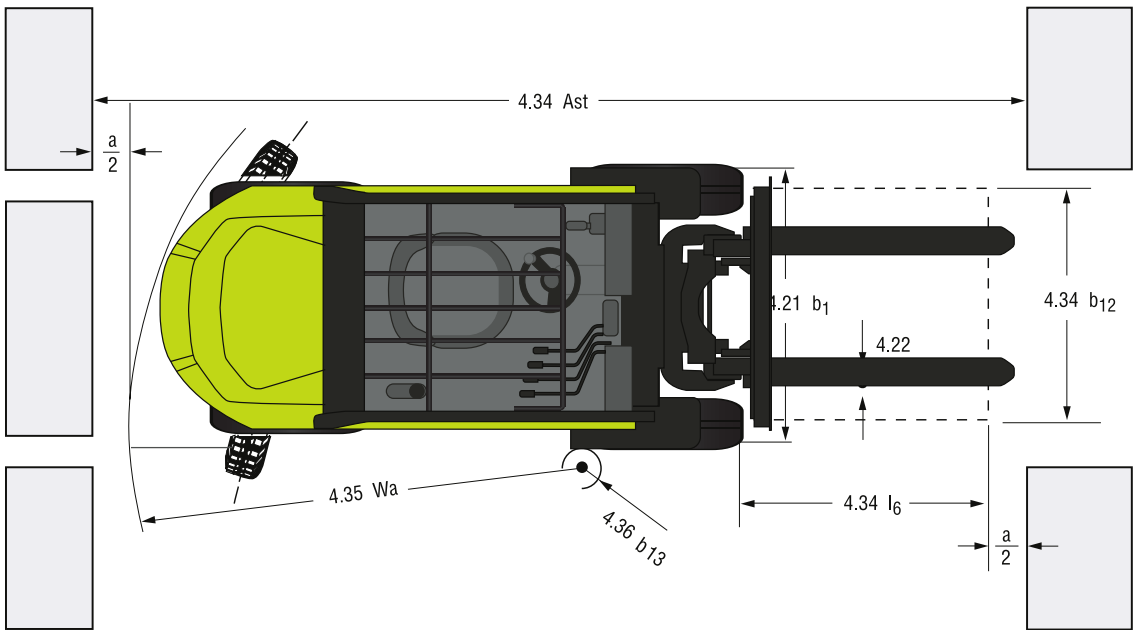
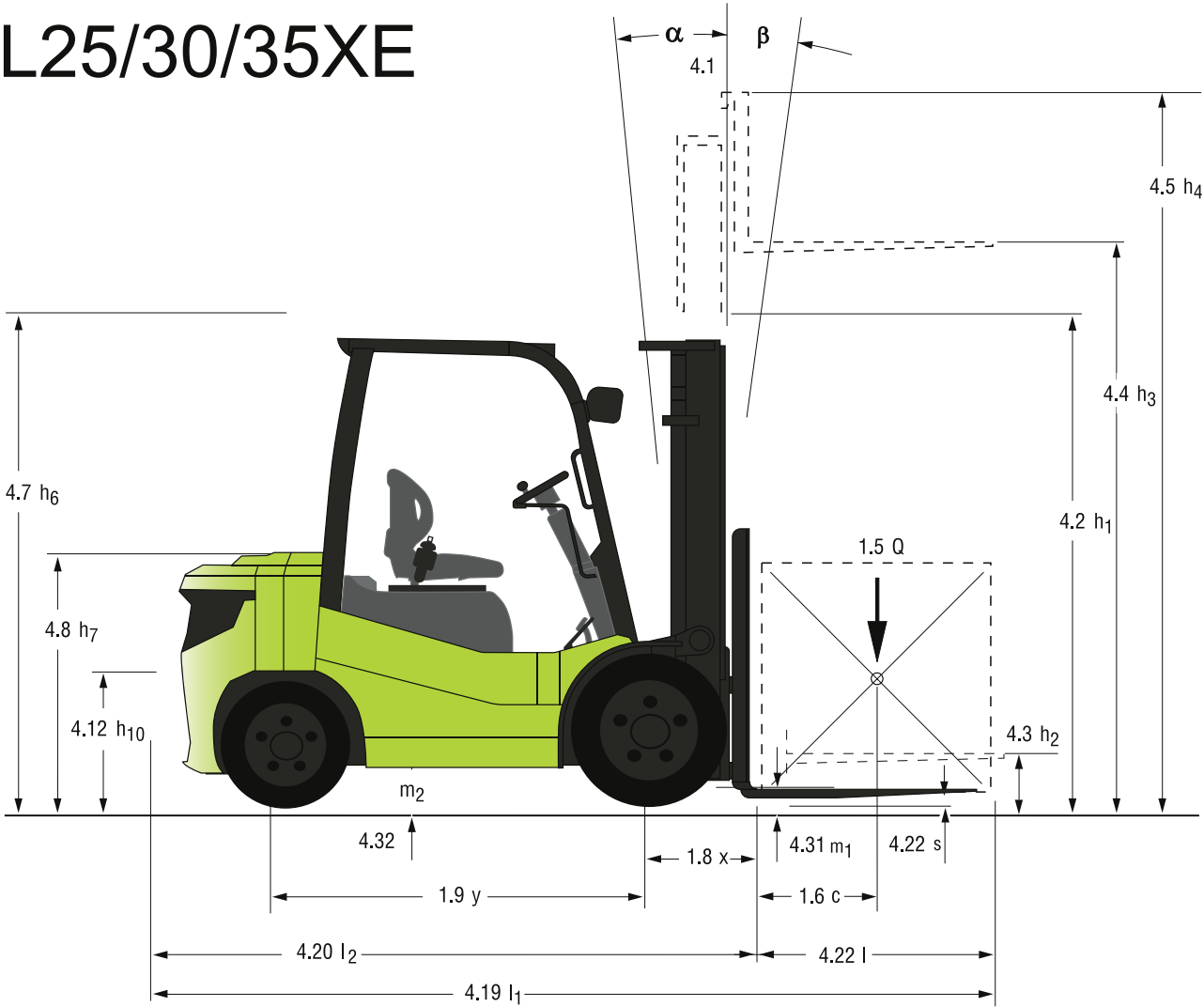
3000 kg

3500 kg



DIMENSIONS

L25/30/35XE



For corresponding data see specification chart.

SPECIFICATIONS acc. to VDI 2198

	1.1	Manufacturer (Abbreviation)	CLARK	CLARK	CLARK
Specifications	1.2	Manufacturer's designation	L25XE	L30XE	L35XE
	1.3	Drive unit	Electric-80V	Electric-80V	Electric-80V
	1.4	Operator type stand on/driver seated	Driver-seated	Driver-seated	Driver-seated
	1.5	Load capacity/rated load Q (kg)	2500	3000	3500
	1.6	Load centre distance c (mm)	500	500	500
	1.8	Load centre distance, centre of drive axle to fork face x (mm)	470	470	490
	1.9	Wheelbase y (mm)	1620	1700	1700
Weight	2.1	Service weight kg	4170	4560	5000
	2.2	Axle loading, laden front/rear kg	5577/1093	6380/1180	7238/1262
	2.3	Axle loading, unladen front/rear kg	1580/2590	1668/2892	1700/3300
Tyres, Chassis	3.1	Tyre type, SE = superelastic, C = cushion	SE	SE	SE
	3.2	Tyre size, front, superelastic	7.00X12	28X9-15	250-15
	3.3	Tyre size, rear, superelastic	6.00X9	6.50X10	6.50X10
	3.5	Wheels, number front/rear (x = drive wheels)	2X/2	2X/2	2X/2
	3.6	Tread, front b10 (mm)	1000	1036	1054
	3.7	Tread, rear b11 (mm)	914	914	914
Dimensions	4.1	Tilt of upright/fork carriage, α / β deg	10/6	10/6	10/6
	4.2	Height, upright lowered h1 (mm)	2165	2180	2195
	4.3	Freelift h2 (mm)	110	110	125
	4.4	Lift height * 1 h3 (mm)	3195	3195	3165
	4.5	Height, upright extended h4 (mm)	4414	4414	4383
	4.7	Height overheadguard (Cabin) h6 (mm)	2170 (2220)	2180 (2230)	2195 (2245)
	4.8	Seat height h7 (mm)	1230	1230	1230
	4.12	Coupling height h10 (mm)	315	350	350
	4.19	Overall length l1 (mm)	3651	3761	3806
	4.2	Length to face of forks l2 (mm)	2584	2694	2739
	4.21	Width (wide tyres/double tyres) b1 (mm)	1180/1270/1680	1260/1340/1910	1300/-/1910
	4.22	Fork dimensions s*e*l (mm)	45X100X1070	45X122X1070	50X122X1070
	4.23	Fork carriage ISO 2328, A, B	II A	III A	III A
	4.24	Fork carriage width b3 (mm)	1040	1040	1145
	4.31	Ground clearance minimum, laden m (mm)	135	150	150
	4.32	Ground clearance centre of wheelbase m2 (mm)	135	150	150
	4.33	Stacking aisle for pallets (l6 · b12) 1000 x 1200 across Ast (mm)	4010	4110	4175
	4.34	Stacking aisle for pallets (l6 · b12) 800 x 1200 along Ast (mm)	4210	4310	4375
	4.35	Turning radius Wa (mm)	2340	2440	2485
	4.36	Inside turning radius b13 (mm)	825	852	852
Performance	5.1	Travel speed laden/unladen km/h	18/19	17/18	16/18
	5.2	Lift speed laden/unladen mm/s	490/530	480/500	460/500
	5.3	Lowering speed laden/unladen mm/s	550/500	540/500	470/430
	5.6	max. drawbar pull laden/unladen (S2 5 Min.)* 2 N	19613/8336	18633/8630	17652/8826
	5.8	max. gradeability laden/unladen %	28/28,5	24/28	21/28
	5.10	Service brake	Drum brakes	Drum brakes	Drum brakes
Drive line	6.1	Drive motor rating (S2 60 Min.) kW	16,6	16,6	16,6
	6.2	Lift motor rating (S3 15%) kW	26	26	26
	6.3	Battery acc. to DIN43531/35/36 A,B,C, no	Lithium-Ion (LFP)	Lithium-Ion (LFP)	Lithium-Ion (LFP)
	6.4	Battery voltage, nominal capacity K5 AH/5hr	230 / 346	230 / 346 / 460	230 / 346 / 460
	6.5	Battery weight (min.) kg	305	305	305
Misc.	8.1	Type of control	Inverter / AC	Inverter / AC	Inverter / AC
	8.2	Operating pressure for attachments bar	adjustable	adjustable	adjustable
	8.4	Sound level, driver's ear DIN 12053 dB(A)	<68	<68	<68

*1 Further lift heights see upright table

*2 At friction coefficient $\mu=0.6$ with 1.6 km/h

All values shown are for standard lift truck with standard equipment. If the truck is supplied with options, values may change. The specifications apply under normal operating conditions. All values given may vary + 5 % and - 10 % due the motor and system tolerances and represent nominal values obtained under typical operating conditions. CLARK reserves the right to change products and specifications without prior notice.

PRODUCT DESCRIPTION

Product description CLARK L25/35XE electric forklift truck

The CLARK L25/35XE range of electric forklift trucks combine proven components with modern lithium-ion drive technology to deliver reliability, performance and efficiency. Based on a stable frame from the CLARK diesel series, they are suitable for both indoor and outdoor use. These trucks are characterised by a permanently integrated Li-Ion battery, which enables virtually uninterrupted operation. With their low maintenance requirements, low operating costs and longer service life, the L25/35XE series represents the next generation of electric forklift trucks.

Lithium-Ion-Technology

The electric forklift trucks in the L25/35XE series are equipped with a powerful lithium-ion battery as standard. Thanks to fast charging times, the forklift truck can be operated almost without interruption. The integrated battery management system (BMS) ensures safe operation and shows possible error codes directly on the display. This innovative battery technology minimises downtimes and maximises productivity.

Drive system, battery and charging technology

The L25/35XE forklifts are equipped with a powerful 16.6 kW AC drive motor and modern 80 volt three-phase AC technology. Three Li-ion batteries are available for the L25/35XE series: 80V 230Ah, 80V 346Ah and 80V 460Ah. An integrated charger with 80V and 35Ah can be selected as an option. External chargers are also available, with capacities of 80V 100Ah or 200Ah, so that a more powerful charger can be used for shorter charging times as required.

Operator compartment

- Functional, safe and low-vibration
- Ergonomic driver's seat with plenty of legroom
- Large, low-set, non-slip tread with perforated plate (tread height: 420 mm)
- Non-slip foot area with sturdy rubber coating
- Large grab handle on the driver's side makes it easier to get on and off the vehicle
- Adjustable steering column for more leg and foot room
- Small steering wheel diameter ($\varnothing = 300$ mm)
- Hydraulic control via mechanical levers
- Ergonomically arranged drive and brake pedals
- Nested mast profiles with optimum visibility
- Storage box and document holder

Brake and steering system

- CLARK ramp function as standard, which prevents unintentional acceleration or rolling backwards
- Hydraulic power steering

Hydraulics

- Large hydraulic oil tank ensures that there is always enough hydraulic oil for all mast and attachment types
- Full-flow return filter filters the oil every time it returns to the tank
- Power breakage protection for increased safety prevents the loads from dropping in an uncontrolled manner

Upright

- Very good visibility thanks to wide masts, narrow centre cylinders and optimised mast design
- Robust 6-roller fork carriage with adjustable side support rollers
- CLARK mast damping absorbs vibrations during the transition between the individual mast stages

Display

- Clear, easy-to-read 5-inch colour display
- Splash-proof (IP65)
- Password-protected service access
- Customisable driving behaviour (e.g. including adjustable acceleration, electric braking)
- Adjustable maximum travelling speed via the service

EXTRA EQUIPMENT

Driver comfort and ergonomics

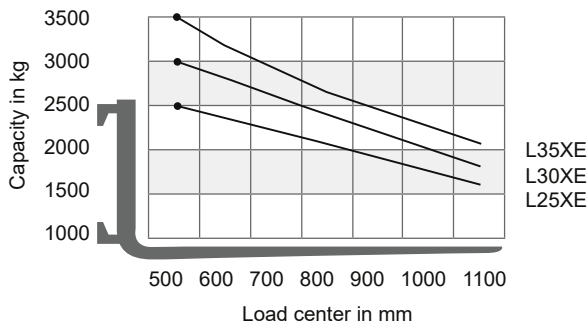
- Driver's seat options such as seats with armrests or side bars
- Rear grab with horn
- Seat belt control
- Air conditioning system
- Safety and warning systems
- Acoustic reversing alarm
- Warning lights and blue safety lights
- Vehicle equipment and modifications
- Wide track and dual tyres
- Various cab variants: from weather protection to full cab with heating
- Sideshifter
- Fork positioner

Safety

The L25/35XE-series is CE-certified and complies with all European safety standards. Contact your local CLARK dealer to find the right configuration for your needs.

GENERAL DATA

Truck Capacities at different load centres



Note:

The listed capacities are valid only for the standard upright in vertical position with standard fork carriage and standard forks, up to max. lifting height of 3195 (3165) mm. The centre of gravity of the load may be displaced by max. 100 mm against the longitudinal centre plane of the truck. Load centre is determined from top and front face of the forks. The values are based on a 1000 mm cube load configuration with the centre of gravity at the true centre of the cube with upright tilted forward lower capacity values are valid. Attachments, longer forks, exceptional load dimensions and higher lifting heights can reduce the capacity.

Please talk to your CLARK dealer if you require further information.

Upright table L35XE

Mast type	Lift height (h3)	Mast height lowered (h1)	Mast height extended (h4)		Free lift (h2)	
	mm	mm	with load backrest mm	without load backrest mm	with load backrest mm	without load backrest mm
Standard	1985	1590	3215	2733	110	110
	2545	1870	3775	3293		
	2845	2020	4075	3593		
	3165	2180	4395	3913		
	3300	2233	4526	4044		
	3500	2333	4726	4244		
	3590	2470	4819	4337		
	3725	2545	4955	4473		
	4030	2815	5255	4773		
	4245	3015	5471	4989		
	4485	3245	5711	5229		
	5035	3495	6261	5779		
Triplex	3680	1870	4899	4439	651	1111
	4140	2020	5359	4899	801	1261
	4620	2180	5839	5379	961	1421
	5030	2320	6249	5789	1101	1561
	5340	2470	6559	6099	1251	1711
	5560	2545	6779	6319	1326	1786
	5920	2705	7139	6679	1486	1946
	6190	2815	7409	6949	1596	2056
	6650	3015	7869	7409	1796	2256
	7135	3245	8354	7894	2026	2486

The performance may vary by + 5% and - 10% due to the tolerances for motor and system efficiency. The performance data represent the nominal values that are achieved under the normal operating conditions for the machine. CLARK reserves the right to change products and specifications without prior notice.

Upright table L20/30XE

Mast type	Lift height (h3)	Mast height lowered (h1)	Mast height extended (h4)		Free lift (h2)	
	mm	mm	with load backrest	without load backrest	with load backrest	without load backrest
Standard	2015	1575	3235	2611	110	110
	2575	1855	3795	3171		
	2875	2005	4095	3471		
	3195	2165	4415	3791		
	3300	2218	4521	3897		
	3500	2318	4720	4096		
	3725	2455	4944	4320		
	3860	2530	5080	4456		
	4165	2800	5384	4760		
	4380	3000	5600	4976		
	4620	3230	5840	5216		
	5170	3495	6390	5766		
Triplex	3860	1855	5079	4483	636	1232
	4320	2005	5539	4943	786	1382
	4500	2065	5719	5123	846	1477
	4800	2165	6019	5423	946	1542
	5210	2305	6429	5833	1086	1682
	5520	2455	6739	6143	1236	1832
	5740	2530	6959	6363	1311	1907
	6100	2690	7319	6723	1471	2067
	6370	2800	7589	6993	1581	2177
	6830	3000	8049	7453	1781	2377
HI-LO	2935	2005	4155	3559	786	1382
	3255	2165	4475	3879	946	1542
	3530	2305	4750	4154	1086	1682
	3760	2455	4980	4384	1236	1832
	3910	2530	5128	4532	1311	1907

CLARK reserves the right to make technical improvements and changes. Illustrations and technical specifications are non-binding and all dimensions are subject to the usual tolerances (+ 5 % and - 10 %).

CLARK Europe GmbH

Dr.- Alfred-Herrhausen-Allee 33

D - 47228 Duisburg / Germany

Tel. +49 (0)2065 499 13-0

Fax +49 (0)2065 499 13-290

email:info-europe@clarkmheu.com

www.clarkmheu.com

Dealer: