

THE NEW RIDER 1201 IS A COMBINATION OF TECHNOLOGY AND IDEAS WHICH WILL ENABLE USERS TO KEEP LARGE AREAS CLEAN, BY WORKING IN TOTAL COMFORT, QUICKLY AND AT LOW COSTS.

The wide sweeping path (1.200 mm with 2 side brushes) combined with the fast operational speed assures a large cleaning capacity, up to 10.140 sq/m/h.

The compactness of this sweeper, with its small turning radius (1.000 mm), makes it particularly suitable for sweeping in narrow, confined areas not accessible by larger machines.

The large filter area (4 sq/m) enables sweeping in the dustiest of environments.

# RIDER 1201

THE COMPACTNESS OF THE MACHINE, WITH ITS SMALL TURNING RADIUS (1.000 MM), MAKES IT PARTICULARLY SUITABLE FOR SWEEPING IN NARROW, CONFINED AREAS NOT ACCESSIBLE BY LARGER MACHINES

## LARGE PERFORMANCE, GREAT BENEFITS, GREATER PRODUCTIVITY.

The Rider 1201 is at least 30 times faster than the swiftest labourer with a yard broom, and cover a full shift without the need for a tea break! Additionally, the Rider 1201 sweeps the floor more accurately and efficiently, controlling the dust that would be lifted by manual sweeping.

Total visibility and easy entry/exit from both sides allow the operator effortless access to narrow spaces.

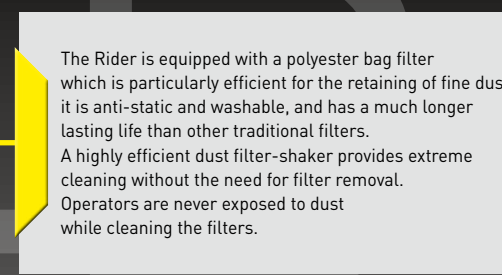
The rugged metal structure, combined to epoxy-painted chassis, means additional protection against bumps, collisions, and better protection against scratches or rust.



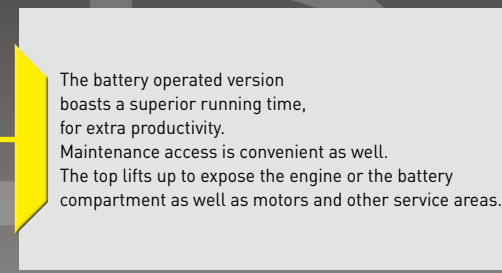

The exclusive AFC system (centrifugal friction) allows for easier, quicker and safer engine start.



All controls are simple and ergonomically located for easy operations. One single pedal controls forward and reverse speed; the levers to lower or raise the main and side brushes are located on the dashboard, as well as the filter-shaker control and the vacuum cut-off device, which can be engaged when sweeping on wet areas.



The Rider is equipped with a polyester bag filter which is particularly efficient for the retaining of fine dust, it is anti-static and washable, and has a much longer lasting life than other traditional filters. A highly efficient dust filter-shaker provides extreme cleaning without the need for filter removal. Operators are never exposed to dust while cleaning the filters.



The battery operated version boasts a superior running time, for extra productivity. Maintenance access is convenient as well. The top lifts up to expose the engine or the battery compartment as well as motors and other service areas.



The optional, on-board vacuum cleaner, enables the cleaning of ledges and other areas inaccessible to the main machine.



The flashing lights ensure safety for the people working close to the machine.



The large, high-capacity (85 L) debris container reduces down-time time, increasing overall productivity, as the Rider 1201 can run for long periods without needing to be emptied. It is equipped with wheels and has a convenient transport handle that allows the entire hopper to be rolled to the dump site.



The floating, self-levelling main brush can be quickly adjusted or replaced without need of tools, and the retractable, anti-shock side brushes allow the maximum cleaning efficiency on rough or uneven floors. Integrated in the main brush, which has a width of 70 cm, are: a fine bristle section for fine dust, and a heavy bristle section for larger debris.



The retractable, anti-shock side brushes (AMSD system - a Eureka patent) enable the Rider 1201 to sweep into confined areas.



A bulk waste flap is installed in front of the brush and easily opened from the driver's seat. It allows the broom to pick up even bulkier debris.





**VALUE ADDED OPTIONS**

- 24V vacuum cleaner kit
- Reduction refuse boxes
- Left side brush kit
- Catalytic converter
- Reverse speed beeper
- Additional bumper
- Class M filter
- Carpet cleaning kit
- Hour meter

**AVAILABLE VERSIONS**

RIDER 1201 SH with petrol engine, Honda  
RIDER 1201 EB battery driven


**FIELDS OF APPLICATION:**

industrial sites, communities and vicinities, schools, offices, religious buildings, hospitals, public buildings, airports, ports, shopping malls, logistical depots, cleaning companies, and multi services.

**SUITABLE CLEANING SURFACES:**

ceramics, marble, cement/concrete, linoleum, non-slip surfaces, porcelain tiling, and many other dirty conditions...

SPECIFICHE TECNICHE	RIDER EB	RIDER SH
Sweeping path with side brushes	1.200 mm	1.200 mm
Sweeping path only main brush	700 mm	700 mm
Capacity of dirt container	85 l	85 l
Forward speed	7,70 Km/h	8,45 Km/h
Cleaning capacity	9.680 sq/m/h	10.140 sq/m/h
Filter type	polyester bag	polyester bag
Drive	electronic assisted	hydraulic
Main motor	1 x 24V - 1200W	Honda 6,5 Hp
Battery system	24V	-
Weight (with battery)	426 Kg	340 Kg
Size (with brushes)	1.210 x 1.545 x 1.250 h	1.210 x 1.545 x 1.250 h



AUTHORIZED DEALER

BASSO DESIGN 10/2013



SWEEPERS LINE



**EUREKA s.r.l.**  
Via dell'Industria, 32 - z.i.  
35013 Cittadella PD ITALY  
tel +39 049 9481800  
fax +39 049 9481899  
info@eurekasweepers.com  
[www.eurekasweepers.com](http://www.eurekasweepers.com)

 [www.facebook.com/eurekasweepers](http://www.facebook.com/eurekasweepers)  
 [www.youtube.com/eurekasweepers](http://www.youtube.com/eurekasweepers)



**RIDER 1201** QUALITY WITHOUT COMPROMISE!

